

Knypersley First School

Homework menu

Year Group: Nursery




















Term: Spring 2 2023

Set Menu: Daily reading, phonics practice

We will be looking for children to be reading at home with their parents. Reading a story to your children, and asking them questions. Practicing the letter sounds, segmenting and blending words. Listening to children read will enable them to grow in confidence as they become fluent readers. Once children are able to read fluently, and with expression, hold discussions around their comprehension of the texts. If your child is reluctant to read, they could listen to audio books. We want them to foster a love of books, so please don't underestimate the value of reading to your child. On the Reception page of our school website you will find some useful videos of how phonics is taught etc. please watch these so that you are more aware of how your child is taught in school and so that you can support your child correctly at home. We are all very grateful for your support.

Added Extras:

We would like you to encourage your child to complete as many of the activities from the menu as they like at home, but NO LESS than 3 over the half term, This can be recorded (if appropriate) in the homework books. We will ask for homework books in during the last week of each half term in order for us to share and celebrate this learning.

Read it	Research it	Perform it
<p>Can you read a selection of books about the farm? You could visit the library! Try 'Farmer Duck', 'What the Ladybird Heard', 'Farmyard Hullabloo' or you might enjoy some non-fiction books!</p> <div style="display: flex; justify-content: space-around;">   </div>	<p>Can you find out the names of baby animals? Can you match the baby animals to their mother, e.g. duckling to duck.</p> <div style="display: grid; grid-template-columns: repeat(4, 1fr); gap: 5px;"> <div style="text-align: center;"> CAT</div> <div style="text-align: center;"> DOG</div> <div style="text-align: center;"> HITTEN</div> <div style="text-align: center;"> PUPPY</div> <div style="text-align: center;"> DUCK</div> <div style="text-align: center;"> CHEEP</div> <div style="text-align: center;"> DUCKLING</div> <div style="text-align: center;"> LAMB</div> <div style="text-align: center;"> COW</div> <div style="text-align: center;"> HEN</div> <div style="text-align: center;"> CALF</div> <div style="text-align: center;"> CHICK</div> </div>	<p>Can you practice the nursery rhyme 'Old MacDonald Had a Farm'? What animals might you see on a farm? What noises do they make?</p> <div style="text-align: center;">  </div>
Create	Write it	Nurture it
<p>Get crafty and make an Easter Bonnet for our Easter Bonnet Parade! This will take place on 31/03/2023.</p> <div style="text-align: center;">  </div>	<p>Draw some pictures of your favourite farm animals (or take some photos!) and practice writing the first sound of the animal, e.g. 'p' for pig. You could extend this by writing some simple animal names such as 'pig', 'cat', 'dog'!</p> <div style="display: flex; align-items: center; justify-content: center;">  <div style="margin-left: 10px;">  </div> </div>	<p>Mother's Day is Sunday 19th March, can you make a card for your Mum, Grandma, or other important person?</p> <div style="text-align: center;">  </div>