

Autumn

Falling

Change

Colourful

Winter

Cold

Icey

Key Vocabulary

Dark

Light

Freeze

Frozen

Scared

Family

Special



Understanding of the world

- We will explore natural materials when learning about the season of Autumn/ Winter. We will explore using our 5 senses.
- We will continue to learn how to care for plants and animals.
- We will explore how things work, we will look at using remote controls and torches.
- We will develop an understanding of the change of season from Autumn to Winter.




How to help at home?



- Take a family walk, Explore the outdoors together. What can you see in your garden? Explore light and dark using torches?
- Take a look at photographs of events shared with family and friends? Share in discussion about them?

Expressive arts and design

- We will explore mark making using different materials.
- We will draw using shape.
- We will sing familiar songs and rhymes together.



Literacy

- We will listen to stories and talk about the characters and understand the different parts of the story.
- We will give marks to our drawing and use shape within our drawings.
- We will enjoy Doh-Disco.
- We will use our large muscle movements taking part in Squiggle Whilst You Wiggle.



How to help at home?



- Share the love of reading together through story time and looking at the stories that you enjoy.
- Encourage mark making and drawing, this can be outdoors or indoors using chalks, pencils, crayons, pens, paintbrushes.

Maths

- We will sing number rhymes to 5 and practise representing the numbers using our fingers.
- We will go on shape hunts and create pictures using, recognizing and naming 2d shapes.
- We will explore the ten town numbers to 5.



How to help at home?

- Sing number songs together when out and about.
- Can you find different shaped objects in your house or out and about? Where can you see a square? Can you find a triangle?



Rhymes and songs

We will enjoy singing familiar nursery rhymes and listening to rhyming stories.




Handwriting

- We will explore the pre-writing patterns taking part in Squiggle Whilst You Wiggle sessions.

How to hold a pencil.







Easy for Kids!



Knowledge Organiser - Topic - What is happening around us?

Communication & Language	Personal, Social and Emotional	Physical Development	Literacy	Maths	Understanding the world	Exploring media and materials
<ul style="list-style-type: none"> • Can find it difficult to pay attention to more than one thing at a time. • Sing a large repertoire of songs. • Can start a conversation with an adult or a friend and continue it for many turns. • Develop their communication, but may continue to have problems with irregular tenses and plurals, such as 'runned' for 'ran', 'swimmed' for 'swam'. • May have problems saying: - some sounds: r, j, th, ch, and sh and multisyllabic words such as 'pterodactyl', 'planetarium' or 'hippopotamus' 	<ul style="list-style-type: none"> • Select and use activities and resources, with help when needed. This helps them to achieve a goal they have chosen, or one which is suggested to them. • Become more outgoing with unfamiliar people, in the safe context of their setting • Show more confidence in new social situations. 	<ul style="list-style-type: none"> • Go up steps and stairs, or climb up apparatus, using alternate feet. • Use large-muscle movements to wave flags and streamers, paint and make marks • Choose the right resources to carry out their own plan. For example, choosing a spade to enlarge a small hole they dug with a trowel. • Be increasingly independent as they get dressed and undressed, for example, putting coats on and doing up zips. • Start to eat independently and learning how to use a knife and fork. • Show a preference for a dominant hand. 	<ul style="list-style-type: none"> • Understand the five key concepts about print: - print has meaning the names of the different parts of a book print can have different purposes page sequencing • We read English text from left to right and from top to bottom • Use large-muscle movements to wave flags and streamers, paint and make marks. 	<ul style="list-style-type: none"> • Show 'finger numbers' up to 5. • Talk about and identifies the patterns around them. For example: stripes on clothes, designs on rugs and wallpaper. Use informal language like 'pointy', 'spotty', 'blobs' etc • Understand position through words alone – for example, "The bag is under the table," – with no pointing. • Select shapes appropriately: flat surfaces for building, a triangular prism for a roof etc. • Name and recognise some 2D shapes (added to support Spring term not an official statement). 	<ul style="list-style-type: none"> • Plant seeds and care for growing plants. • Explore how things work. • Use all their senses in hands-on exploration of natural materials. 	<ul style="list-style-type: none"> • Take part in simple pretend play, using an object to represent something else even though they are not similar • Explore different materials freely, in order to develop their ideas about how to use them and what to make. • Listen with increased attention to sounds. • Remember and sing entire songs.



- To begin to understand the 5 key concepts of a story.
- To begin to understand we read text from left to right and top to bottom.
- To explore how things work.
- To show finger numbers up to 5.
- To begin to understand Rhyme.

- Plant seeds and care for growing plants.
- Use all of their senses when exploring natural materials.
- To explore 2d shapes, name and describe them.
- To explore different materials freely.

- To explore 2d shapes. To name and recognize 2d shapes.
- To start a conversation with an adult and take it in turns when speaking.
- To become increasingly independent.
- To develop a tripod grip and use shape within drawings.

- Explore different materials freely. Use own choices to decide what to make with their chosen resources.
- To engage in conversation with an adult and other children taking it in turns when speaking and story telling.
- To understand the 5 key concepts of a story.
- To begin to understand we read text from left to right.
- To develop an understanding of Rhyme.

- To show an understanding of representing numbers to 5 using fingers.
- To understand Rhyme.
- To engage in conversation with an adult and other children taking it in turns to speak and story tell.
- To explore how things work.
- To develop a tripod grip and use shape within drawings.

- To develop language through story telling.
- To share with adults and other children experiences of a special event with their family.
- To become more outgoing with unfamiliar people during seasonal social events.