

Autumn

Falling

Change

Colourful

Grow

Hunt

Cold

Key Vocabulary

Myself

Family

Happy

Sad

Scared

Big

Little



Maths

- We will sing number rhymes to 5 and practise representing the numbers using our fingers.
- We will hide bears and learn about positional language using the vocabulary of on, in and under.
- We will go on shape hunts recognizing and naming 2d shapes.
- We will explore and recognize different patterns around us in our classroom.



How to help at home?

- Sing number songs together when out and about.
- Hide teddies together, can you describe where they are? E.g. It is ON the chair. It is UNDER the table.
- Can you find different shaped objects in your house or out and about? Where can you see a square? Can you find a triangle?

Understanding of the world

- We will explore natural materials when learning about the season of Autumn. We will explore our natural world outdoors using our 5 senses.
- We will learn how to plant seeds and care for the living plants.
- We will explore how things work, we will look at using remote controls and torches.



Literacy

- We will listen to stories and begin to talk about the characters and different parts of the story.
- We will draw ourselves and be encouraged to talk about the marks we have made.
- We will enjoy Doh-Disco.
- We will use our large muscle movements taking part in Squiggle Whilst You Wiggle.



Rhymes and songs

We will enjoy singing familiar nursery rhymes and listening to stories.



How to help at home?



- Take a family walk, Explore the outdoors together. What can you see in your garden? How are the trees changing?
- Listen for sounds together that you hear in our natural environment. Can you hear birds? Can you hear a truck?

Expressive arts and design

- We will explore mark making using different materials.
- We will sing familiar nursery rhymes together.
- We will listen to environmental sounds and begin to describe what we hear around us.




How to help at home?





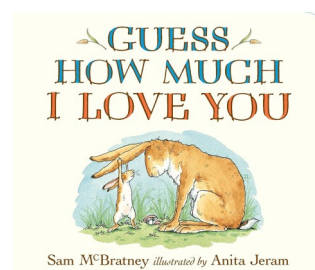

- Share the love of reading together through story time and looking at the stories that you enjoy.
- Encourage mark making, this can be outdoors or indoors using chalks, pencils, crayons, pens, paintbrushes.

Handwriting

- We will explore the pre-writing patterns taking part in Squiggle Whilst You Wiggle sessions.



Communication & Language	Personal, Social and Emotional	Physical Development	Literacy	Maths	Understanding the world	Exploring media and materials
<ul style="list-style-type: none"> Can find it difficult to pay attention to more than one thing at a time. Sing a large repertoire of songs. Can start a conversation with an adult or a friend and continue it for many turns. Develop their communication, but may continue to have problems with irregular tenses and plurals, such as 'runned' for 'ran', 'swimmed' for 'swam'. May have problems saying: - some sounds: r, j, th, ch, and sh and multisyllabic words such as 'pterodactyl', 'planetarium' or 'hippopotamus' 	<ul style="list-style-type: none"> Select and use activities and resources, with help when needed. This helps them to achieve a goal they have chosen, or one which is suggested to them. Become more outgoing with unfamiliar people, in the safe context of their setting Show more confidence in new social situations. 	<ul style="list-style-type: none"> Go up steps and stairs, or climb up apparatus, using alternate feet. Use large-muscle movements to wave flags and streamers, paint and make marks Choose the right resources to carry out their own plan. For example, choosing a spade to enlarge a small hole they dug with a trowel. Be increasingly independent as they get dressed and undressed, for example, putting coats on and doing up zips. Start to eat independently and learning how to use a knife and fork. Show a preference for a dominant hand. 	<ul style="list-style-type: none"> Understand the five key concepts about print: - print has meaning the names of the different parts of a book print can have different purposes page sequencing We read English text from left to right and from top to bottom Use large-muscle movements to wave flags and streamers, paint and make marks. 	<ul style="list-style-type: none"> Show 'finger numbers' up to 5. Talk about and identifies the patterns around them. For example: stripes on clothes, designs on rugs and wallpaper. Use informal language like 'pointy', 'spotty', 'blobs' etc Understand position through words alone – for example, "The bag is under the table," – with no pointing. Select shapes appropriately: flat surfaces for building, a triangular prism for a roof etc. Name and recognise some 2D shapes (added to support Spring term not an official statement). 	<ul style="list-style-type: none"> Plant seeds and care for growing plants. Explore how things work. Use all their senses in hands-on exploration of natural materials. 	<ul style="list-style-type: none"> Take part in simple pretend play, using an object to represent something else even though they are not similar Explore different materials freely, in order to develop their ideas about how to use them and what to make. Listen with increased attention to sounds. Remember and sing entire songs.



- BASELINE ASSESSMENTS**
- To paint a picture of themselves using a paintbrush developing their large muscle movements and using colours as they paint.
 - To notice themselves and features of the other boys and girls in the Nursery.

- BASELINE ASSESSMENTS**
- To draw a picture of someone who is special to them and talk about what they have drawn.
 - To join in and sing nursery rhymes that they are familiar with.
 - To be beginning to establish good relationships with children and adults within the nursery.

- BASELINE ASSESSMENTS**
- To take part in pretend play.
 - To develop their language during conversations with children and adults.
 - To begin to understand positional language, on, in and under.
 - To begin to understand aspects of a familiar story.
 - We will name and recognise the basic 2d shapes.

- To use their senses when exploring the natural world.
- To go up and down stairs moving carefully developing co-ordination and balance.
- To continue to become more confident with unfamiliar people.
- To represent number 0-5 using their fingers.
- To use large muscle movements, making marks and talk about the marks that have been made.

- To select and use activities and resources, with help when needed.
- To develop their independence by putting on their own coats, asking for help when needed.
- To sing a range of familiar songs – We will learn new songs for our Harvest concert.
- To explore how things work. We will use binoculars to explore Autumn and create wind mills.

- Develop an understanding of caring for Seeds and Plants. We will plant poppy seeds ahead of Remembrance Day.
- To begin to develop a tripod grip showing a preference for a dominant hand. We will draw our own leaf man.
- To use their senses when exploring the natural world. We will create a leaf man using natural resources.
- To talk about and identify the patterns around us that we can see, e.g. stripy, blobby, spotty etc.