










## Nursery Homework – Summer 1

### Set Menu: Timetables, spellings, daily reading, phonics practice

We will be looking for children to be reading at home (if they are ready for a reading book from school) with their parents and sharing library books and own choice of story books. Listening to children read will enable them to grow in confidence as they become fluent readers. Once children are able to read fluently, and with expression, hold discussions around their comprehension of the texts. If your child is reluctant to read, they could listen to audio books and share their own favourite stories with you. We want them to foster a love of books, so please don't underestimate the value of reading to your child. We are all very grateful for your support.

### Added Extras:

We would like you to encourage your child to complete as many of the activities from the menu as they like at home, but NO LESS than 3 over the half term, This can be recorded ( if appropriate) in the homework books. We will ask for homework books in during the last week of each half term in order for us to share and celebrate this learning.

Experience It	Play it	Perform it
<p>Can you help a grown up in your family with their gardening? Can you use gardening tools safely and dig up weeds? Can you water the plants or the grass to make it grow? Share in discussion what plants you have in your garden. What different colours can you see in your garden?</p> <div style="text-align: center;">   </div>	<p>Find a game at home to share together developing your turn taking skills. Talk about who is coming first, second etc, remember that it is not all about winning, be a good sportsperson and say well done to the person who has won. What is your favourite game? Can you invent your own game to play together and think of some rules together?</p>	<p>We have been developing our confidence to sing in front of others. Can you sing and dance to lots of familiar songs or Nursery Rhymes together with your family. What songs can you sing on your own? Do you know any actions to your songs or can you make up your own?</p>
Create It	Write it , Read it	Nurture it
<p>Can you explore different textures. Create a insect or garden creature by collaging using different materials. You can use tissue paper, newspaper, cut out from a magazine, tin foil, feathers, sand. Any different textured materials you like. Discuss with your grown ups what the textures feel like ? How are they different?</p> <div style="display: flex; justify-content: space-around;">    </div>	<p>We have been practising our blending of sounds to make a cvc (consonant, vowel, consonant) word. Can your grown ups create sentences for you to blend the sounds together in a word. For example. I can see a <b>c-a-t</b> and you blend the sounds and say <b>“cat”</b> Can you find a <b>b-a-g</b> and you blend the sounds and say <b>“bag”</b> Can you pass me the <b>b-o-x</b> and you blend the sounds and say <b>“box”</b> Carry on with this game of cvc words of your own choice.</p> <p>Can you draw a picture of your favourite spring insect or creature. For example a butterfly? A worm? A bird etc. Don't forget to use your tripod grip and shape within your drawing. Can you label your drawing with the initial sound. Use the letter rhymes to help you.</p>	<p>Can you go on a Nature walk, search in your garden or out in the local area for insects, bugs etc. Can you find any creatures, birds etc? What do they look like? Share in discussion how to care for them. What could you feed them? What do their mummies or babies look like. Complete the insect hunt worksheet.</p> <div style="display: flex; justify-content: space-around;">     </div>

Send your photographs and videos into [homeworknurs@knypersley.staffs.sch.uk](mailto:homeworknurs@knypersley.staffs.sch.uk) so we can share them with all of your friends of your wonderful home learning. Well done 😊

Nursery Homework – Summer 1

--	--	--

Send your photographs and videos into [homeworknurs@knypersley.staffs.sch.uk](mailto:homeworknurs@knypersley.staffs.sch.uk) so we can share them with all of your friends of your wonderful home learning. Well done 😊