



Knypersley First School  
Transition Topic Menu











Year Group: Welcome to Year 4

Topic: Moving On Up!

Date: 29.06.2020

We are looking forward to September and meeting you at the door, we already know a bit about you but we would love to learn more!  
Please use this transition menu to help you until then, your grown up will help you too so choose a few and pick up your pen.  
Your old teachers are very proud of you, but their work is all done, you are ready to move on up and go and have lots of fun!

Draw it	Talk it	Picture it
<p>We would love to have met you before September and have seen your lovely faces prior to starting! For now, please could you draw a self-portrait of yourself! There is a guide below that will help you with proportions! You could choose to use colouring pencils, paint, collage or any other medium that you would like!</p> <p><a href="https://content.knypersley.co.uk/seo.html?token=ee9e1592995391&amp;url=%2Fresource%2F56%2F64%2F2c0014-how-to-draw-a-face-instructions-ver-2.pdf%2A-hmnc0383e065465ad3841569e3333316000141-27482626484e6e060407be0d">https://content.knypersley.co.uk/seo.html?token=ee9e1592995391&amp;url=%2Fresource%2F56%2F64%2F2c0014-how-to-draw-a-face-instructions-ver-2.pdf%2A-hmnc0383e065465ad3841569e3333316000141-27482626484e6e060407be0d</a></p> 	<p>Can you get in touch with another pupil in your class? Perhaps try and speak to someone that you haven't spoken to during lockdown so far! Can you discuss the things that you are looking forward to about Year 4 and worries that you may have! Remember, a problem shared is a problem halved!</p>  	<p>It is crazy to think that you have not even started Year 4 yet, but this time next year, you will be preparing for your leavers' concert! Picture how you will be feeling in 1 years' time! What would you like to be proud of or what would you have liked to have achieved? Can you write a postcard to your future self, telling them about how you are going to be the 'best you that you can possibly be' in Year 4, in order to achieve your dreams! Click the link below to download a postcard template!</p>  <p><a href="https://content.knypersley.co.uk/resource/68954f2e261secondlevelpostcard-writing-template.pdf?token=ee9e1592995391&amp;url=%2Fresource%2F68%2F58%2F7f2e261secondlevelpostcard-writing-template.pdf%2A-hmnc0383e065465ad3841569e3333316000141-27482626484e6e060407be0d">https://content.knypersley.co.uk/resource/68954f2e261secondlevelpostcard-writing-template.pdf?token=ee9e1592995391&amp;url=%2Fresource%2F68%2F58%2F7f2e261secondlevelpostcard-writing-template.pdf%2A-hmnc0383e065465ad3841569e3333316000141-27482626484e6e060407be0d</a></p>
Practise it	Make it	Dream it
<p>Can you practise tying your shoe laces ready for starting school in September? If you can already do this, why not challenge yourself to be able to tell the time! These will be 2 important skills to have in Year 4!</p>  	<p>We would love to know all about your favourite things! Can you make a 'mystery box' which contains clues for all of the things that you like doing! For example, your favourite story, hobby, colour, food, lesson, song, football team, artist etc.</p> 	<p>Whatever you set your heart on in Year 4, you will achieve! Some of you may already have an idea of what you'd like to achieve when you are older. We would like to know what your aspirations are! What would you like to be when you are older? Can you draw a picture of yourself in this profession or job role?</p> 

Remember to send photos etc. to [homework6@knypersley.staffs.sch.uk](mailto:homework6@knypersley.staffs.sch.uk) if you are in Mr Evans' class or [homework7@knypersley.staffs.sch.uk](mailto:homework7@knypersley.staffs.sch.uk) if you are in Miss Kaminskas' class! ©